



Safer City Partnership Strategy Group

Date: WEDNESDAY, 21 FEBRUARY 2018
Time: 11.00 am
Venue: COMMITTEE ROOM - 2ND FLOOR WEST WING, GUILDHALL

5. **CITY OF LONDON POLICE UPDATE**

For Information
(Pages 1 - 16)

Item received requires colour presentation

John Barradell
Town Clerk and Chief Executive

This page is intentionally left blank

NOT PROTECTIVELY MARKED

Safer City Partnership Strategy Group Review Period October – December 2017

City of London Police Update
C/Insp Tony Cairney
City of London Police (Communities & Partnerships)
January 2018

NOT PROTECTIVELY MARKED

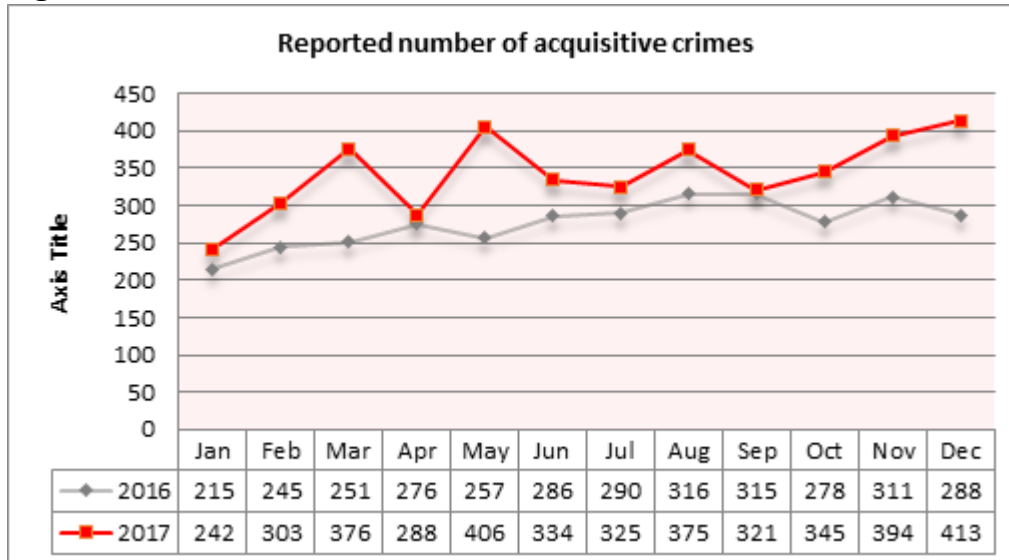
The City of London experiences low levels of crime, disorder and anti-social behaviour. This reflects the efforts of the City of London Police, the City of London Corporation and many other partners. Working together we contribute to maintaining the City as the world's leading financial and business centre as well as being an attractive place to live socialise and visit. Since its establishment the Safer City Partnership has played a key role in reducing crime and other harm.

This report identifies five main priorities, linked to the Safer City Partnership Strategic Plan 2016-2017

- **Violence Against the Person** – to protect those who work, live or visit the City from crimes of violence.
- **Night Time Economy Crime and Nuisance** – to promote the City as a safe place to socialise.
- **Acquisitive Crime** – we will work to protect our businesses, workers, residents and visitors from theft and fraud with an emphasis on cyber-crime.
- **Anti-Social Behaviour** – To respond effectively to behaviour that makes the City a less pleasant place.
- **Supporting the Counter Terrorism Strategy through Delivery of the Prevent Strategy**
- To challenge radicalisation and reduce the threat posed to the City.

Acquisitive crime

Fig a



Current trend:

Increasing trend, month on month and compared to last year.

Last year:

December 2016 (288) in comparison to December 2017 (413) shows an increase of 125 offences (+43.40%).

The areas showing an increase were in theft from person offences, moped enabled phone snatches, pick pocketing and thefts of bags from cafes/restaurants.

The increase in reported offences in November 2017 (394) from October can be attributed to other rises of thefts from licensed premises, pickpocketing and burglaries.

Areas of increase:-

Burglaries:

In October there were 18 burglaries, and in November there were 27 burglaries.

Several prolific burglars and thieves were released from prison in November. All were drug dependent and possibly homeless. Several other burglars who were wanted by City police were apprehended in late November.

NOT PROTECTIVELY MARKED

In November there were also several attempted burglaries at high value locations such as jewellers.

Burglaries were of concern in the lead up to Christmas as they increased in November, and over 30 burglaries occurred in December.

CID carried out DAYS of Action in December for premises which were targeted last year over Christmas.

Outcomes

- 2 commercial burglars have been arrested.
- 2 burglars are being visited in prison prior to release.

Moped enabled snatch:

There was also an increase in moped enabled snatches in November, from October.

Mobile phone snatch offences are a continuing trend with offenders using brute force and weapons to threaten pedestrians. Although offences dropped in October, they rose again in November.

Outcome

Operation GONDOLA is currently tackling moped-enabled snatch offences.

Violent Crime

Fig c.

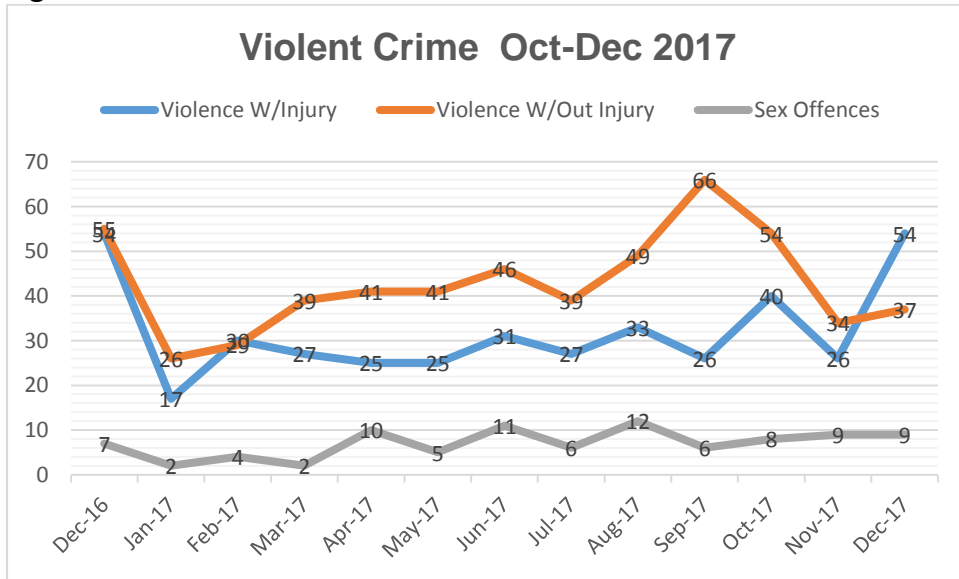
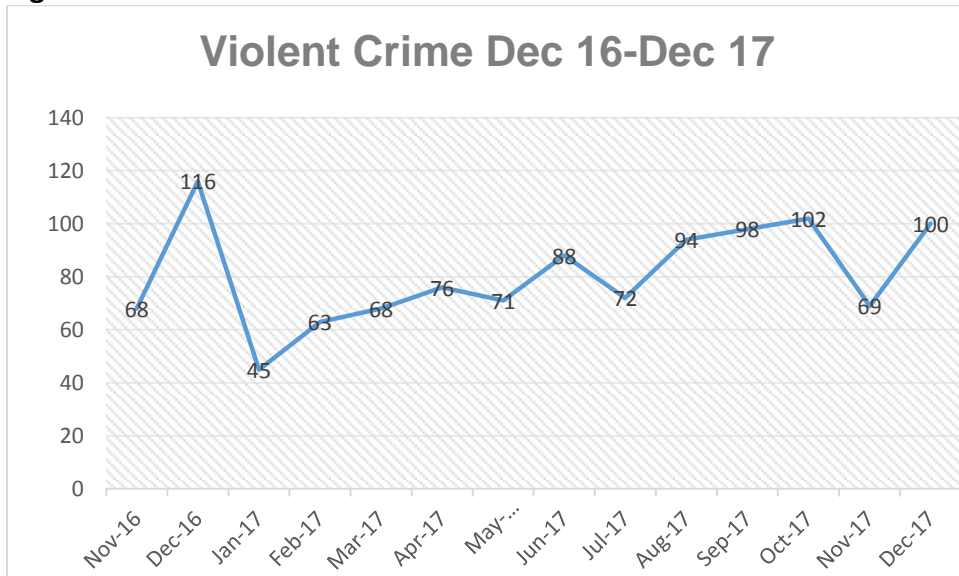


Fig d.



Current trend

This quarter - October reported 102 offences, November reported 69 offences, whilst December reported 100 offences.

There has been an increase of 31 offences (30.39%) reported from November 2017 to December 2017 in line with an increase in Night time Economy activity around the Christmas period. However December 2017 shows a lower number of offences reported than December 2016.

This quarter shows slightly higher levels compared to the last but the Christmas celebrations need to be taken into consideration, and in that context the increase is not a significant one.

Last quarter showed July 2017 having 77 victim-based violent offences recorded, August 2017 with 94 victim-based violent offences recorded and September 2017 with 98 victim-based violent offences recorded.

Breakdown by type:-

Violence with Injury

26 incidents in November 2017

↑ 54 incidents in December 2017

70% of incidents occurred between 20:00-06:00, Thursday-Sunday (excluding daytime offences). 20% of incidents involved the use of weapons. 70% of weapons used were bottles or glasses, whilst a sword was used in a commercial aggravated burglary.

Violence without Injury

34 incidents in November 2017

↑ 37 incidents in December 2017

Offences are less linked to NTE incidents and involve domestic violence (18%), violence in the workplace (18%) and malicious communications (11%).

Subsequently, temporal analysis shows offences occur consistently across the day and week.

Sexual Assaults

9 incidents in November 2017

→9 incidents in December 2017

Offences were exclusively committed against female victims. 80% of offences occurred between 22:00-01:00 over the weekend.

All but 1 of these offences consisted of groping and unwanted touching of the victim in or nearby a licenced premises.

Intelligence continues to be limited for violent crime due to the reactive and often spontaneous nature of offences.

Christmas campaign ran from 1/12/17-31/12/17

Licencing on NYE the City was well managed which resulted I one of the quietist NYE for some years.

NTE Key Themes



56% of NTE offences occurred at licenced premises.



50% of offences involved nominal under influence of alcohol.



18% of offences occurred during Christmas Parties.



13% of offences involved violence aimed at door staff

DTE Key Themes



20% of DTE offences involved the use of weapons.

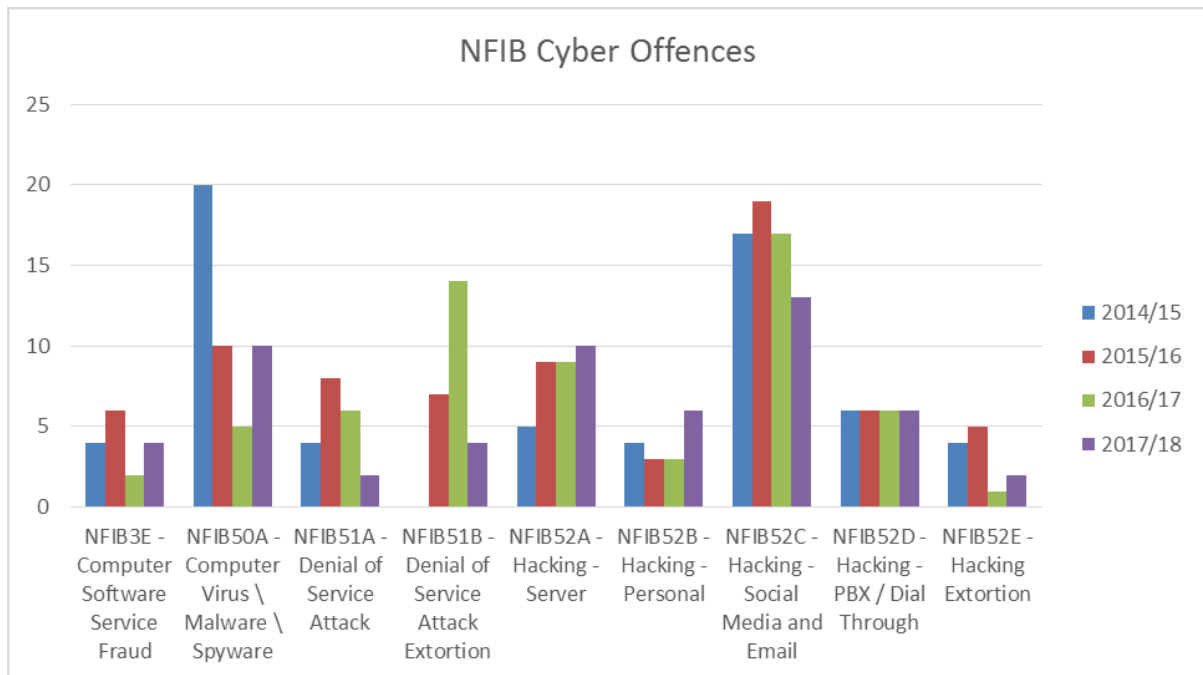


8% of DTE offences involved Malicious Communications to threaten and harass.



8% of DTE offences were domestic altercations.

Cyber Crime



Seasonality analysis indicates that reports will increase in January 2018 following the festive break.

Last year: there is also an increase in offences from December 2016 to December 2017 but these remain in single figures.

With a quarter of the year left, reports of Computer Software Service Fraud, Computer Virus / Malware / Software, Hacking Server, and Extortion have already exceeded 2016/7 figures.

Attributable to factors such as victim awareness, increased reporting (although still heavily under reported) and increased criminal capacity / tactical awareness of offenders.

Offences in December have solely impacted upon organisations, who in turn have confirmed that these offences impose minor or no impact.

Total losses for the December period have not been recorded, although losses of £12k and £14k

Offences in December have solely impacted upon organisations, who in turn have confirmed that these offences impose minor or no impact.

Total losses for the December period have not been recorded, although losses of £12k and £14k respectively have been reported in two occurrences.

A new 2 hour seminar on personal cyber security protection has been created and will be being

delivered to corporation staff.

Anti-social Behaviour

	April	May	June	July	August	Sept*	Oct	Nov	Dec
2015/16	65	72	84	81	93	65	72	62	65
2016/17	130	140	139	173	194	164	266	109	130

*reporting change

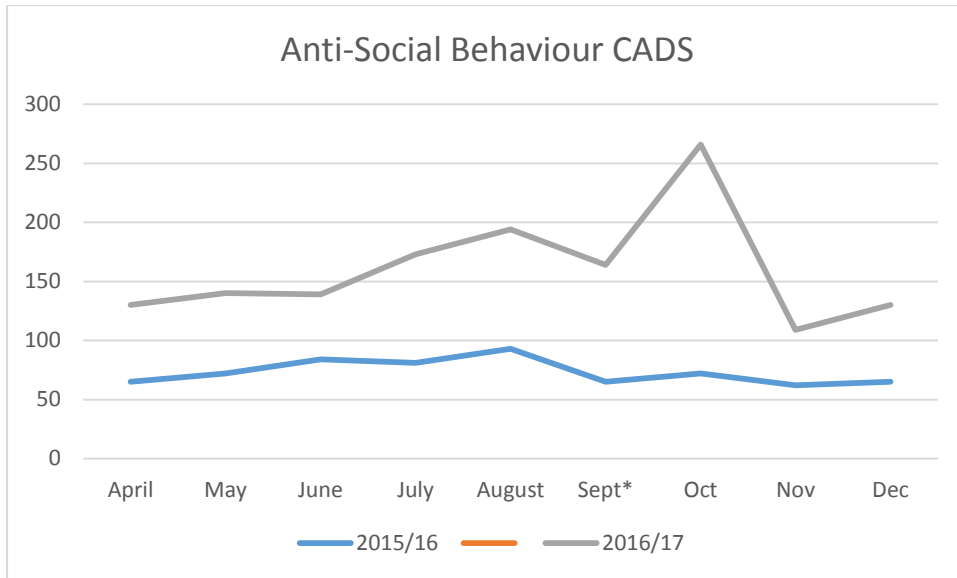
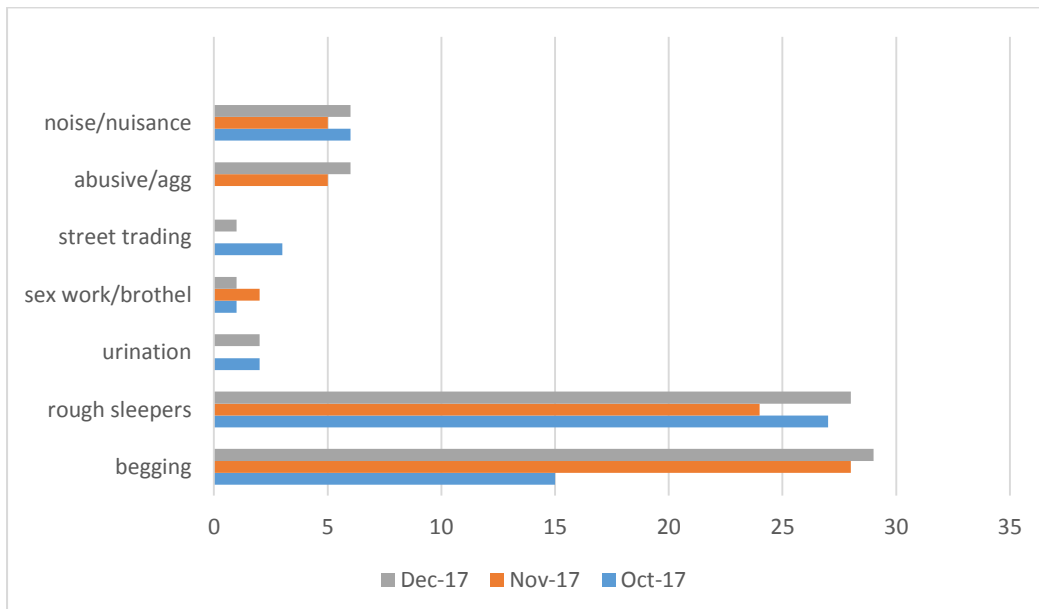


Fig a. shows the top areas for ASB reporting in Oct, Nov and Dec which continued, as for Sept, to show begging and rough sleeping as most reported.



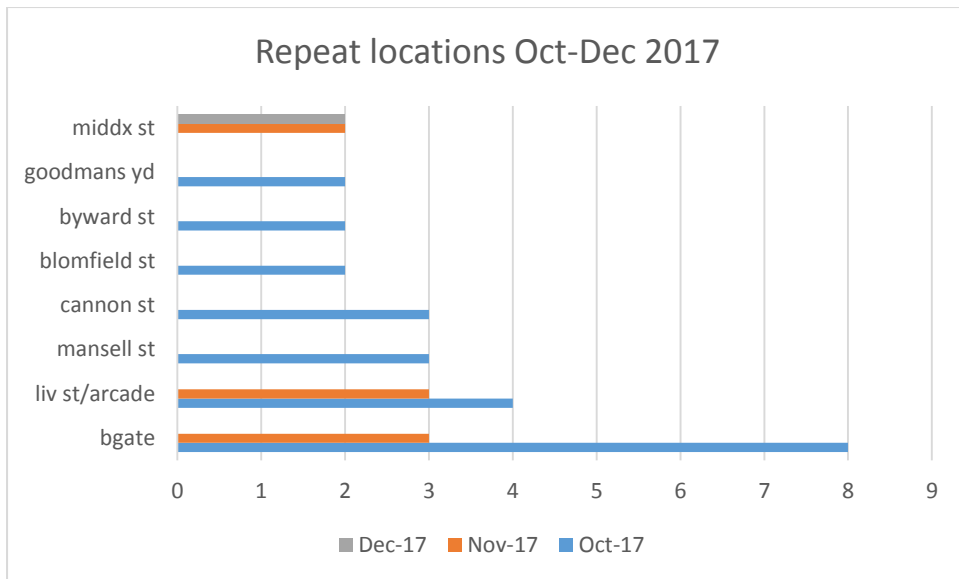


Fig b shows some of the repeat locations for ASB during Oct, Nov and December.

Repeat locations (Oct-Dec)

Reporting for the remainder of 2017 continued to show Bishopsgate, Liverpool Street (and arcade), Mansell Street, Middlesex Street, and Cheapside (Dec only due to historical increases) as repeat locations. Cheapside houses many high-end shops and good opportunities for beggars.

Mainline and tube stations also appear regularly in reporting. Comparisons to BTP data should be sought and further joint action considered.

The map demonstrates all ACQUISITIVE crime across December 2017.

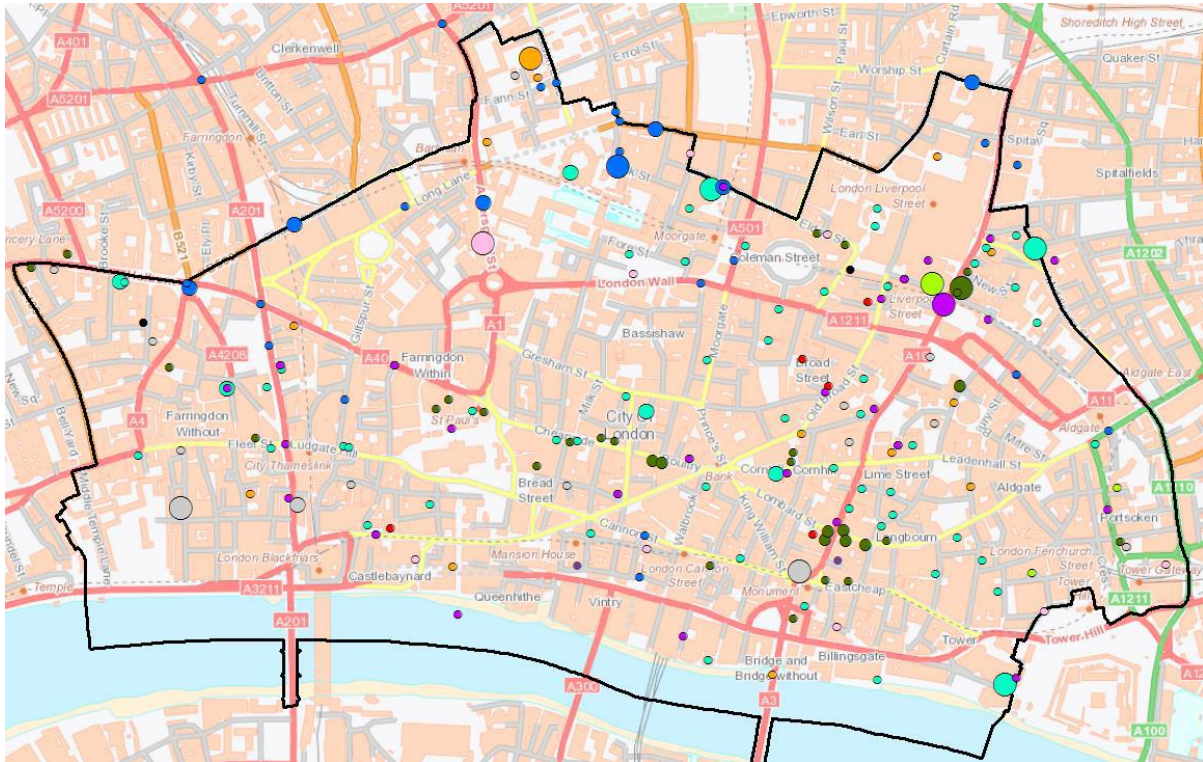


Fig b.

Key

Large aqua colour bullets represent licensed premises thefts

Large purple icon represents pickpocketing

Large lilac icon represents motor vehicle theft from/of

Large blue icon represents moped enabled snatch

Large orange icon represents criminal damage

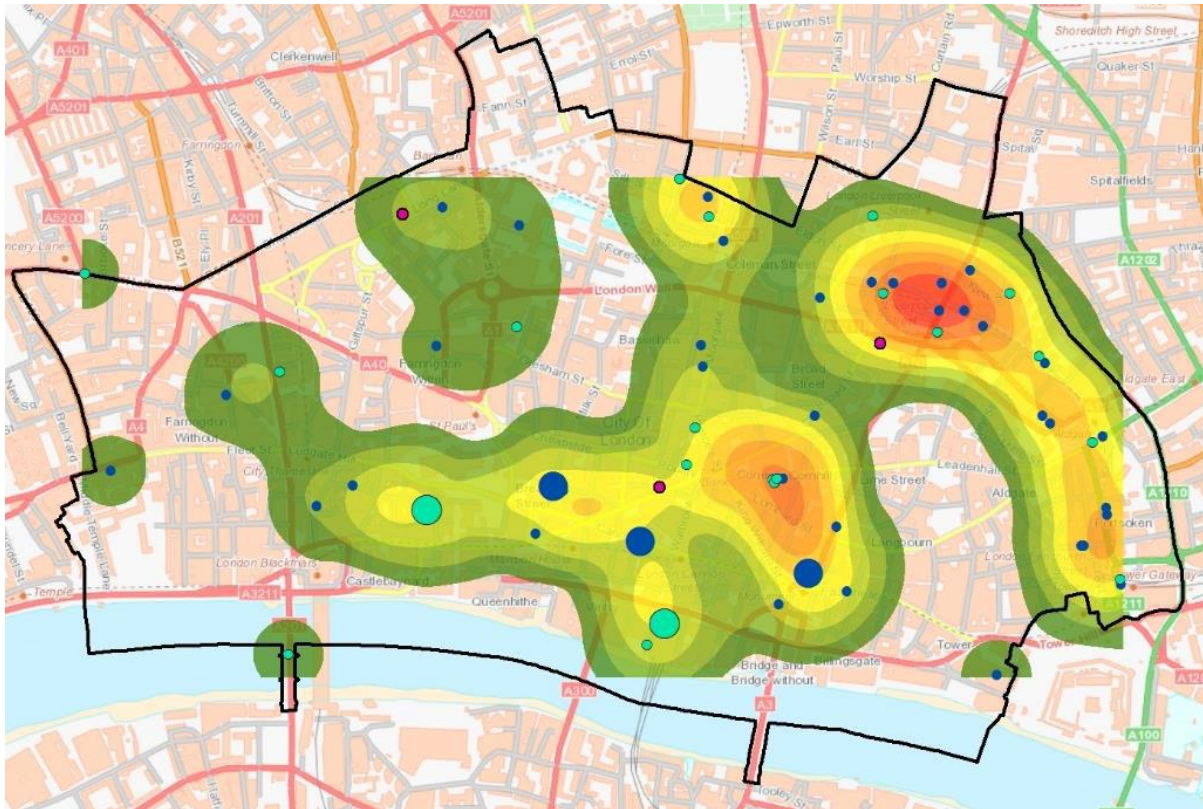
Large grey icon represents burglary

Large lime icon represents shoplifting

Large purple icon represents hotel theft

The map demonstrates all VIOLENT crime across December 2017.

Hotspot Areas Include: •Bishopsgate | •Cornhill | •Moorgate | •Cheapside



Licensing Activity

Violent Crime and Anti-Social Behaviour

During this reporting period **66** violent crimes were identified as being connected with licensed premises. All of these crimes were investigated from a licensing perspective in order to establish which measures were relevant to prevent or mitigate the likelihood of repetition. These investigations involved the team visiting and working with the premises concerned. This period includes the festive season throughout which premises were often operating at full capacity.

This process was replicated for the **103** reports flagged for the attention of the licensing team because of the association or potential association of the reports with ASB connected to licensed premises.

Promoted Events

During this period there were **246** promoted events held at licensed premises in the City. All these events were subject of a risk management process undertaken by our licensing team. During this period a single violent crime was associated with a promoted event thus demonstrating the efficacy of the partnership focused risk management process operated by the police licensing team.

Interventions/Joint Working

The Licensing Team made **14** significant interventions involving working with premises operators and legal representatives in order to positively influence the management of premises. This partnership working approach with stakeholders has seen two major operators offer significant and credible action plans for premises suffering an increase in violent crime. The team deployed with London Fire Brigade in support of fire safety visits. The team have also worked in collaboration with Security Industry Authority investigators. One investigation established that a male had worked as a door supervisor at an iconic premises using false details for a significant period of time. The premises management subsequently took the decision to change their security company.

Pro-active Deployments/Reassurance

The team have led **16** deployments/operations during Night Time Economy hours to address a range of issues. These deployments still maintain a CT focus in light of the ongoing threat but also maintain the regular contact and interaction with premises managers that continues to show a positive dividend. During the festive season alone the police licensing team, operating with support from uniformed colleagues, completed **196** thorough licensed premises visits whilst premises were operating at or near capacity. The Licensing Team organised and facilitated, together with colleagues from the wider force, a 'table top exercise' for licensed premises operators, management and security personnel. This exercise followed the scenario of a spontaneous terrorist attack on the Night Time Economy. The purpose of the exercise was to provoke thought and debate on this complex and difficult subject and inform judgement and decision making skills.

PREVENT Activity

Referrals

The Prevent Team has had no fresh referrals, however a previous referral is being looked at due to new information being provided by BPP University on 1/2/18.

Engagement

Weekly visits the Islamic awareness day at Mansell street and explained prevent and provided advice to the women regarding prevent and how to protect their children. Also gave stationary around prevent.

Prevent team alongside the corporation had a full week of community engagement (22/1/18-26/1/18) on prevent at various locations in the city, (hosp, library, businesses, one new change, university and school) which was well received by the public and future locations have been looked at, so we can run awareness days at different business in the city/faith locations and hospitals.

Introduction made with Ofsted, and HMIC this week as they want to have a meeting to discuss future inspections.

We are delivering Prevent awareness to the Faith Sector via The City of London Dean.

The City regularly attends the London Prevent Network (LPN) meeting (normally held in Kensington). In the January meeting there were discussions on Prevent funding for local areas (The Corporation does not receive Prevent funding not being designated as priority area) and issues with the Dovetail pilot (this is the increasing transfer of Prevent activity from the police to local authorities).

The LPN has developed an online portal for Boroughs to send updates on Community issues following terrorist incidents. This should help address the burdens experienced during 2017.

Prevent team attending a conference 7/2/18 on Preventing and Tackling Radicalisation.

Prevent team working on liaising with other forces around best practises when dealing with communities.

Training

The Prevent Team delivered a wrap presentation to the Induction day for new starters in the police/corporation. Good feedback was received and future dates are booked for training. The Prevent Team continue to assist Op ARGUS training.

Prevent team have provided wrap training to trading standards, BPP university to over 50 staff. The prevent team are booked to provide WRAP training to few business in the coming weeks. Wrap training delivered to overseas students at BPP on 30/1/18.

Prevent team assisting in revamping the Muslim police association, so that we can link in with our faith networks in the city.

This page is intentionally left blank